
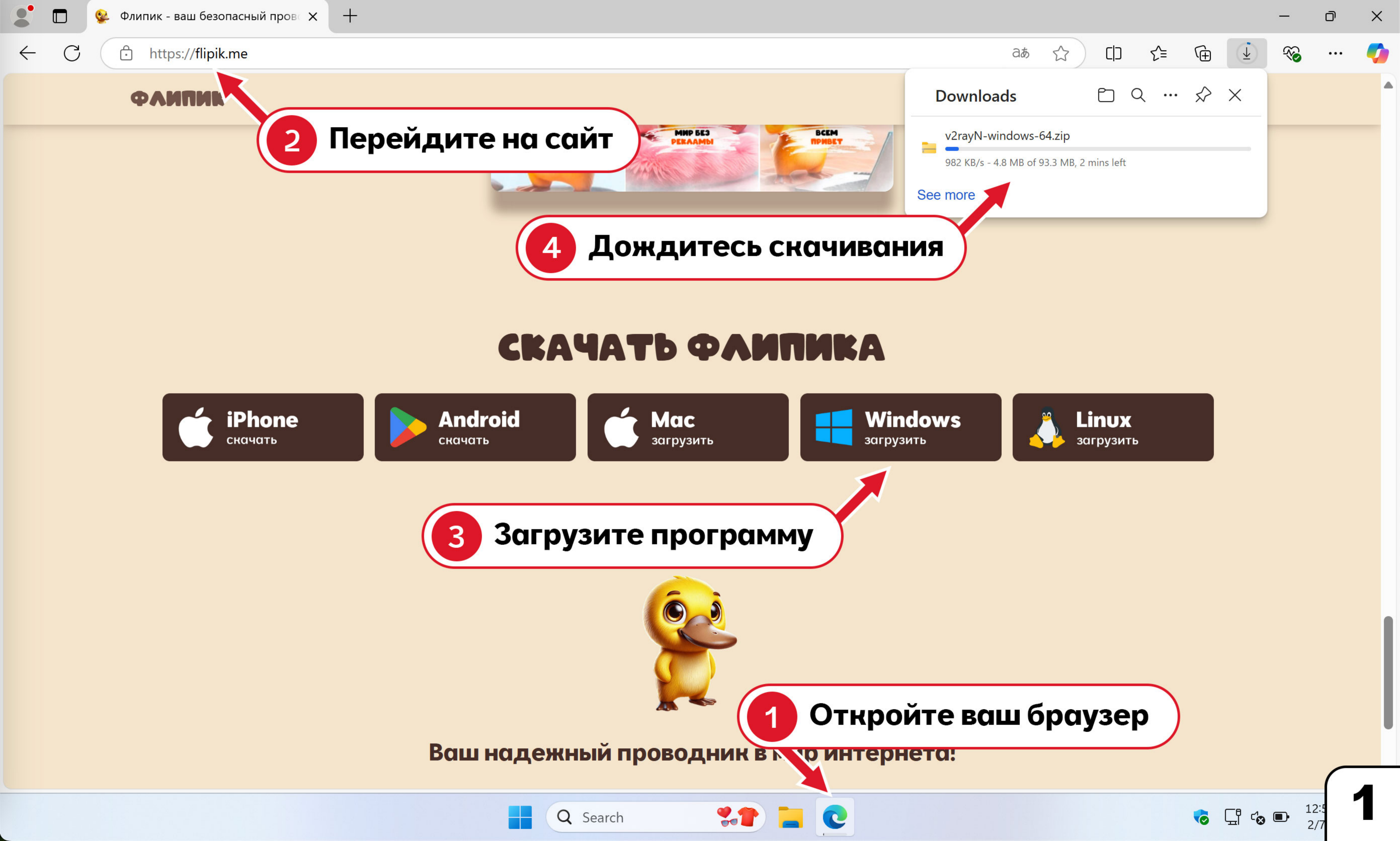


# Инструкция

по установке и настройке  
**v2rayN** на **Windows**







**2** Перейдите на сайт

**4** Дождитесь скачивания

**3** Загрузите программу


**1** Откройте ваш браузер


## СКАЧАТЬ ФЛИПИКА

 **iPhone**  
скачать

 **Android**  
скачать

 **Mac**  
загрузить

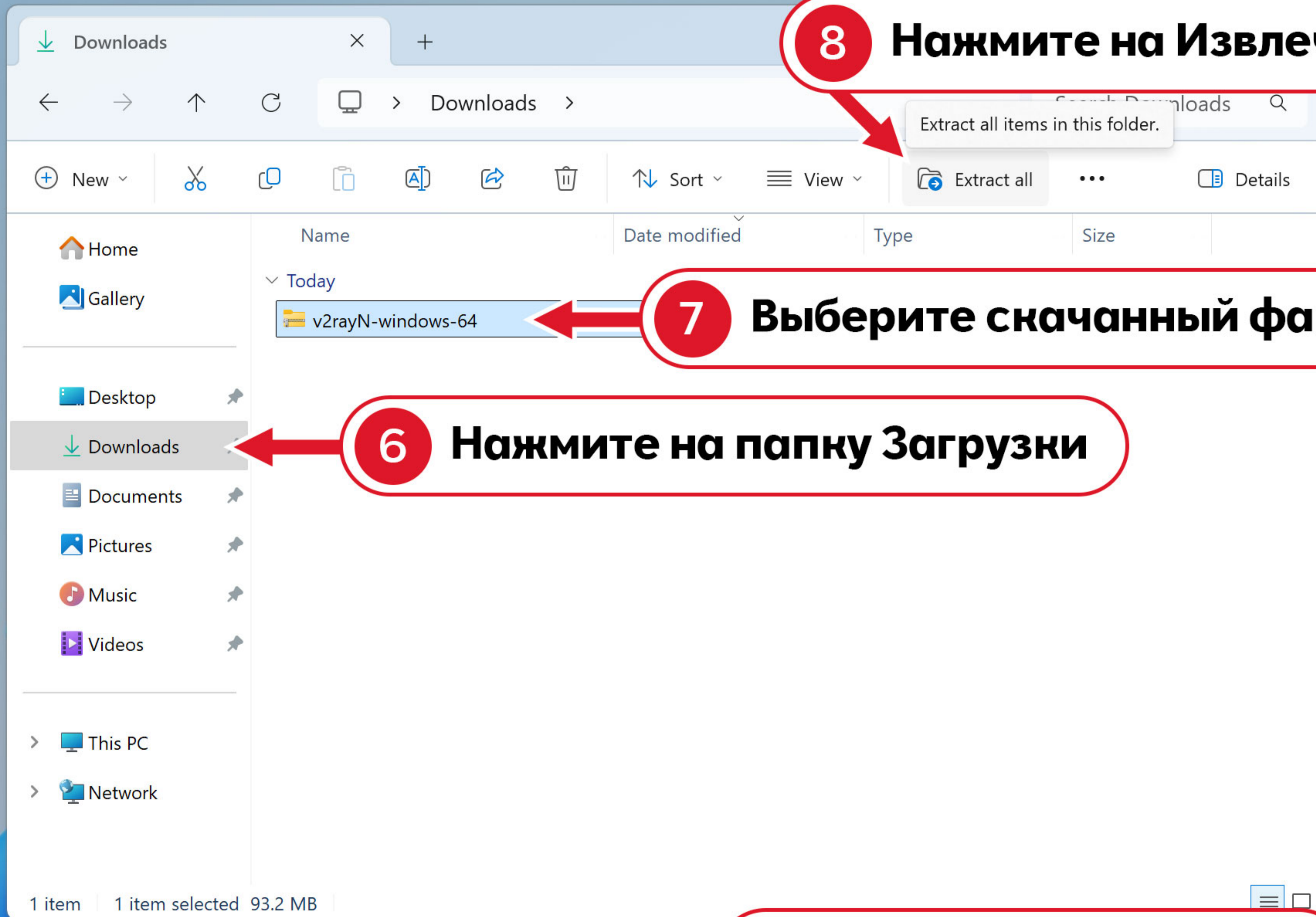
 **Windows**  
загрузить

 **Linux**  
загрузить



Ваш надежный проводник в мир интернета!





**8 Нажмите на Извлечь всё**

**7 Выберите скачанный файл**

**6 Нажмите на папку Загрузки**

**5 Откройте Проводник**



Downloads

Extract Compressed (Zipped) Folders

### Select a Destination and Extract Files

Files will be extracted to this folder:

C:\Users\your-user-name\Downloads\v2rayN-windows-64

Browse...

Show extracted files when complete

Extract Cancel

1 item | 1 item selected | 93.2 MB

**9** Нажмите на Извлечь





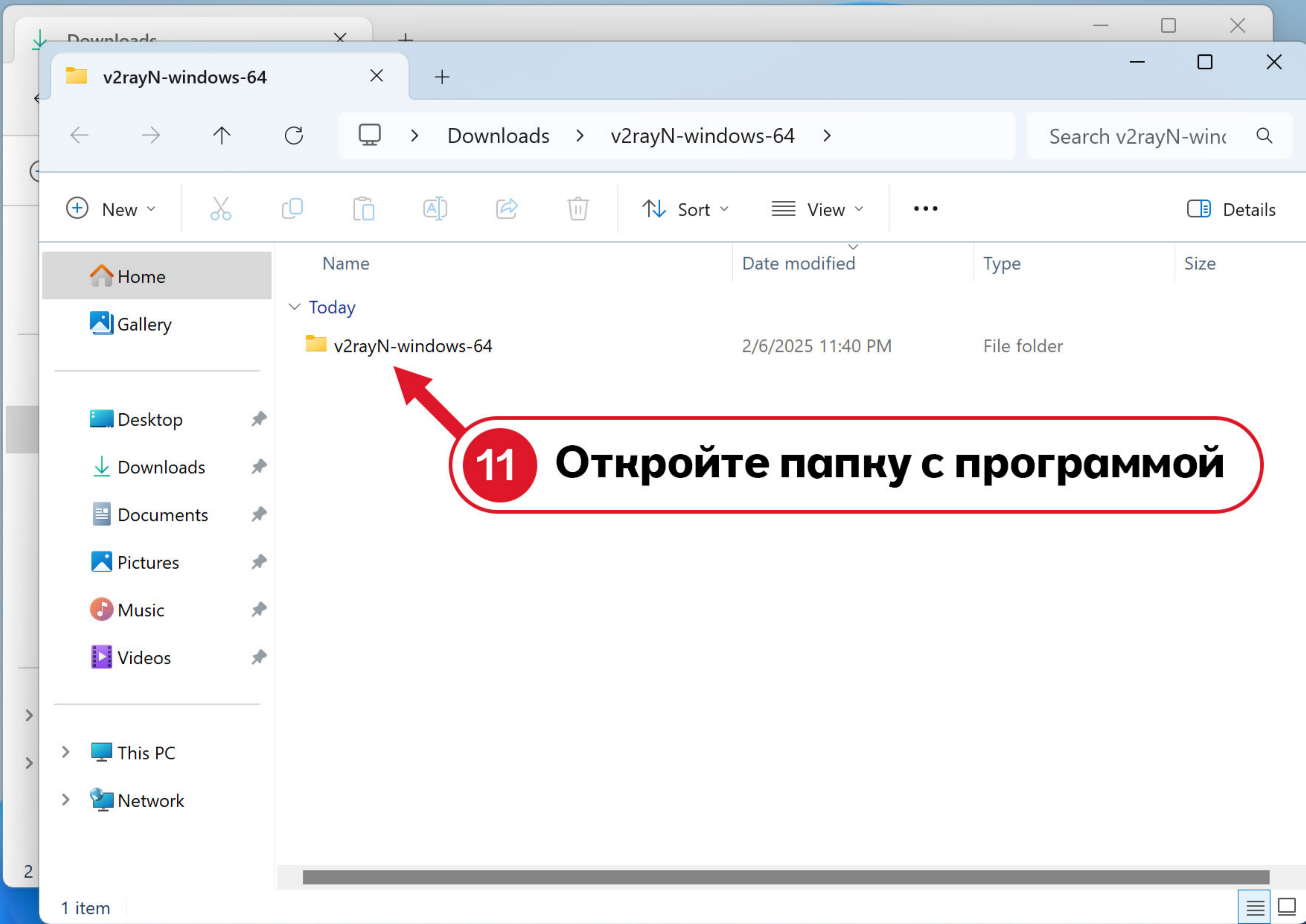
Recycle Bin



The screenshot shows a Windows desktop with a blue background. In the top-left corner, there is a Recycle Bin icon and a Microsoft Edge icon. The main area is dominated by a File Explorer window showing the 'Downloads' folder. Overlaid on this is a dialog box titled 'Extract Compressed (Zipped) Folders' with the subtitle 'Select a Destination and Extract Files'. Below this, a progress dialog is open, displaying '43% complete' and 'Copying 48 items from v2rayN-windows-64 to v2rayN-windows-64'. A green progress bar is visible, and a red arrow points from a text box to it. The File Explorer window shows a sidebar with 'Pictures', 'Music', and 'Videos' folders, and a main pane with 'This PC' and 'Network' options. The bottom status bar of the File Explorer shows '2 items | 1 item selected | 93.2 MB'. The Windows taskbar at the bottom contains the Start button, a search bar, and icons for File Explorer, Microsoft Edge, and system tray icons including volume, network, and battery. The system clock shows '11:22' and '2/6'.

**10** Дождитесь извлечения файлов из архива





**11** Откройте папку с программой



Downloads

v2rayN-windows-64

v2rayN-windows-64 > v2rayN-windows-64 > Search v2rayN-winc

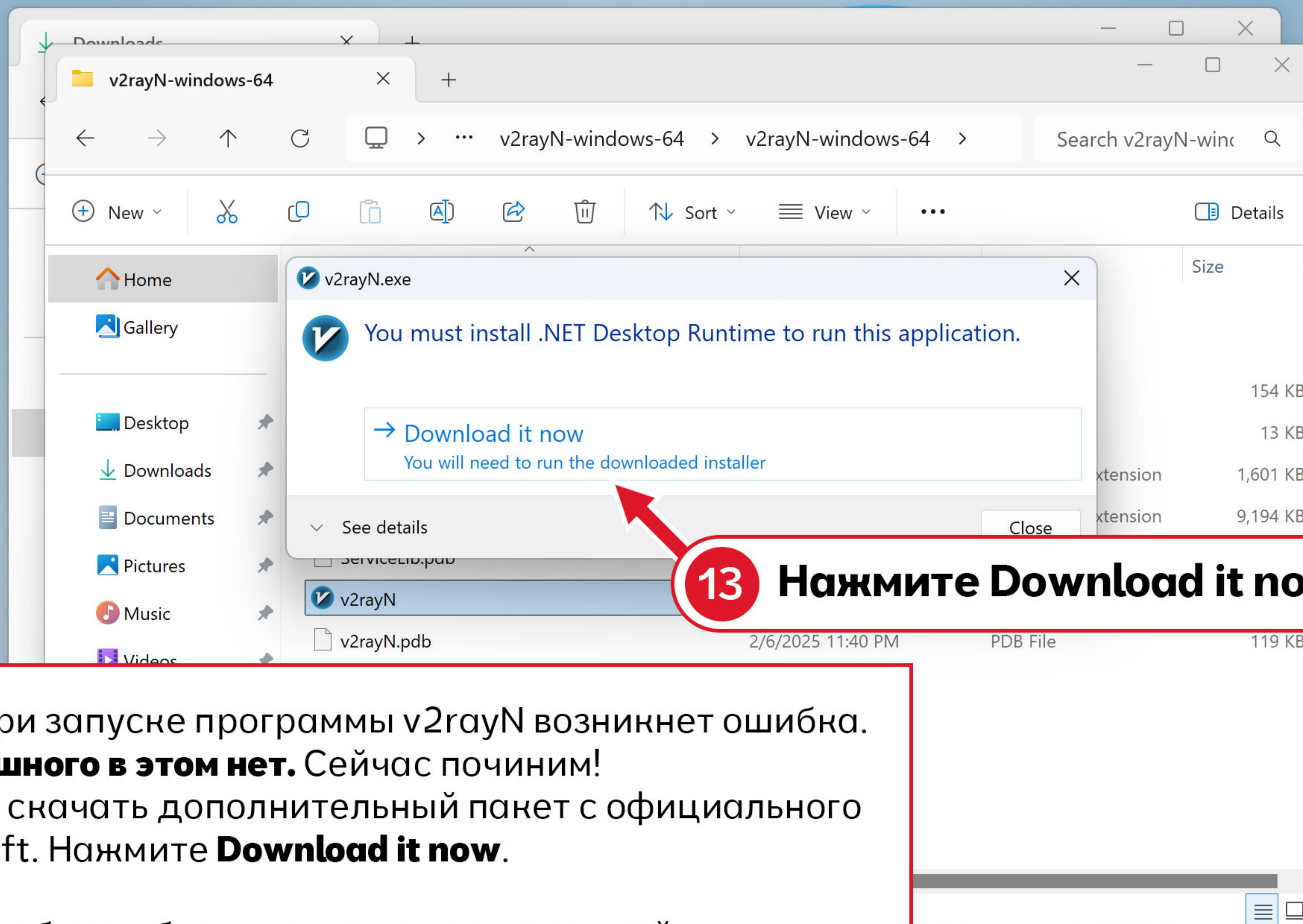
New | Cut | Copy | Paste | Share | Delete | Sort | View | Details

| Name             | Date modified     | Type                  | Size      |
|------------------|-------------------|-----------------------|-----------|
| Today            |                   |                       |           |
| bin              | 2/6/2025 11:40 PM | File folder           |           |
| AmazTool         | 2/6/2025 11:40 PM | Application           | 154 KB    |
| AmazTool.pdb     | 2/6/2025 11:40 PM | PDB File              | 13 KB     |
| e_sqlite3.dll    | 2/6/2025 11:40 PM | Application extension | 1,601 KB  |
| libSkiaSharp.dll | 2/6/2025 11:40 PM | Application extension | 9,194 KB  |
| ServiceLib.pdb   | 2/6/2025 11:40 PM | PDB File              | 220 KB    |
| <b>v2rayN</b>    | 2/6/2025 11:40 PM | Application           | 46,054 KB |
| v2rayN,          | 2/6/2025 11:40 PM | PDB File              | 119 KB    |

8 items | 1 item selected | 44.9 MB

**12** Запустите v2rayN





Возможно, при запуске программы v2rayN возникнет ошибка.  
**Ничего страшного в этом нет.** Сейчас починим!  
Необходимо скачать дополнительный пакет с официального  
сайт Microsoft. Нажмите **Download it now**.

Если у вас ошибки не было, тогда просто промотайте  
вперед **до 13 слайда**.



**14 Дождитесь скачивания**

**Downloads**

windowsdesktop-runtime-8.0.12-win-x64.exe

488 KB/s - 7.8 MB of 55.8 MB, 2 mins left

[See more](#)

# Thanks for downloading .NET 8.0 Desktop Runtime (v8.0.12) - Windows x64

**Downloads**

windowsdesktop-runtime-8.0.12-win-x64.exe

[Open file](#)

[See more](#)

The .NET Desktop Runtime also includes the .NET Runtime.

If your download doesn't start after 30 seconds, [click here to download manually](#).

После открытия сайта Microsoft начнется автоматическое скачивание дополнительного пакета, необходимого для работы программы v2rayN.

**Дождитесь окончания скачивания.**

**.NET**

**Tell us about yourself**


Knowing who uses .NET helps us build a better product

Are you a software developer?

Yes  No

[Cancel](#) [Continue](#)

[Privacy & Cookies](#)







Recycle Bin



Downloads


v2rayN-windows-64

Microsoft Windows Desktop Runtime - 8.0.12 (x64) Installer

## Microsoft Windows Desktop Runtime - 8.0.12 (x64)

### Windows Desktop Runtime

The .NET Windows Desktop Runtime is used to run Windows Forms and WPF applications, on your computer. .NET is open source, cross platform, and supported by Microsoft. We hope you enjoy it!



By clicking Install, you agree to the following terms.

[Privacy Statement](#)

[Licensing Information for .NET](#)

Install Close

8 items | 1 item selected 44.9 MB


| Size     |
|----------|
| 154 KB   |
| 13 KB    |
| 1,601 KB |
| 9,194 KB |
| 220 KB   |

15

**Нажмите Установить**



Search



11:2

2/6

9





Recycle Bin



Microsoft Edge

Downloads

v2rayN-windows-64

Microsoft Windows Desktop Runtime - 8.0.12 (x64) Installer

Micro (x64)

Setup Pr

Processing: In

Home

Gallery

Desktop

Downloads

Documents

Pictures

Music

Videos

This PC

Network

8 items | 1 item selected 44.9 MB

Size

|           |
|-----------|
| 154 KB    |
| 13 KB     |
| 1,601 KB  |
| 9,194 KB  |
| 220 KB    |
| 46,054 KB |
| 119 KB    |

User Account Control

Do you want to allow this app to make changes to your device?

Microsoft Windows Desktop Runtime - 8.0.12 (x64)

Verified publisher: .NET  
File origin: Hard drive on this computer

Show more details

Yes No Cancel

**16** Нажмите Да



Search



11:22  
2/6

**10**



Recycle Bin

Microsoft Edge

Downloads


v2rayN-windows-64

Microsoft Windows Desktop Runtime - 8.0.12 (x64) Installer

### Microsoft Windows Desktop Runtime - 8.0.12 (x64)

#### Setup Progress

Processing: Microsoft .NET Runtime - 8.0.12 (x64)



154 KB  
13 KB  
220 KB  
46,054 KB  
119 KB

Cancel

8 items | 1 item selected 44.9 MB

**17** Дождитесь окончания установки



Downloads

v2rayN-windows-64

Microsoft Windows Desktop Runtime - 8.0.12 (x64) Installer

## Microsoft Windows Desktop Runtime - 8.0.12 (x64)


Installation was successful

The following was installed at

- Microsoft Windows Desktop Runtime - 8.0.12 (x64)

Resources

- [Documentation](#)
- [Release Notes](#)
- [Tutorials](#)
- [.NET Core Telemetry](#)



| Size     |
|----------|
| 154 KB   |
| 13 KB    |
| 1,601 KB |
| 9,194 KB |
| 220 KB   |

Close

8 items | 1 item selected 44.9 MB

**18** Закройте окно установки





v2rayN - V7.7.0 - X64 - Not run as Admin

Servers | Subscription Group | Settings | Reload | Check Update | Help | Promotion

All [edit] + [filter] Server filter, press Enter to execute

| Type | Remark | Address | Port | Transport | TLS | Subs group | Delay(ms) | Speed(M/s) |
|------|--------|---------|------|-----------|-----|------------|-----------|------------|
|------|--------|---------|------|-----------|-----|------------|-----------|------------|

Filter, support regular [copy] [trash] AutoRefresh [toggle] Auto ScrollToEnd [toggle]

Please check the server settings first

Local:[mixed:10808] LAN:none Enable Tun [toggle] System proxy Clear system proxy Routing V3-绕过大陆(Whitelist) Please check the server settings first

**19** Нажмите на «плюсик»



v2rayN - V7.7.0 - X64 - Not run as Admin

Subscription group settings

Subscription Group

Remarks: flipik

URL(Optional): <https://flipik.me/s/9f036cb1d7c5bbd20e3d7565>

Enable update:  Automatic update interval (minutes): 0

Remarks regular filter: For group please leave blank here

Convert target type: Please leave blank if no conversion is required

User Agent: For group please leave blank here

Sort: 0

Previous proxy remarks: Please make sure the remarks exists and is unique

Next proxy remarks: Please make sure the remarks exists and is unique

Custom config socks port: \* After setting this value, an socks service will be started using Xray

Remarks Memo

Confirm Cancel

20

Введите название

21

Введите уникальную ссылку

22

Сохраните настройки



v2rayN - V7.7.0 - X64 - Not run as Admin

Servers Subscription Group

All flipik

Subscription group settings

Type Re Update subscriptions without proxy Transport TLS Subs group Delay(ms) Speed(M/s)

Update subscriptions with proxy

Update current subscription without proxy

Update current subscription with proxy

Filter, support regular

AutoRefresh Auto ScrollToEnd

Please check the server settings first

Local:[mixed:10808] LAN:none Enable Tun System proxy Clear system proxy Routing V3-绕过大陆(Whitelist) Please check the server settings first

23 Нажмите на Subscription Group

24 Выберите Update subscriptions without proxy



v2rayN - V7.7.0 - X64 - Not run as Admin

Servers Subscription Group Settings Reload

All flipik Server filter, press Enter to execute

|   | Type  | Remarks                     | Address     | Port | Transport | TLS     | Subs group | Delay(ms) | Speed(M/s) | Upload tra |
|---|-------|-----------------------------|-------------|------|-----------|---------|------------|-----------|------------|------------|
| 1 | VLESS | flipik.me   1 device   FREE | 72.5.42.156 | 443  | tcp       | reality | flipik     |           |            |            |

Filter, support regular AutoRefresh Auto ScrollToEnd

Please check the server settings first  
2025/02/06 23:48:00 Update subscriptions start  
2025/02/06 23:48:00 flipik->Start getting subscriptions  
2025/02/06 23:48:01 flipik->Get subscription content successfully  
2025/02/06 23:48:02 flipik->Update subscriptions end  
2025/02/06 23:48:02 -----  
2025/02/06 23:48:02 Update subscriptions end

Local:[mixed:10808] Enable Tun LAN:none System proxy Clear system proxy Routing V3-绕过大陆(Whitelist) [VLESS] flipik.me | 1 device | FREE(72\*)

26 Нажмите на Reload

25 Подписка успешно загружена



## Включение

1. Нажмите на **Clear system proxy**
2. Выбери **Set system proxy**
3. Значок программы в трее станет **красного** цвета

**Вы только что флипнули интернет!**

The screenshot shows the Xray control panel interface. At the top, there are navigation buttons: 'Check Update', 'Help', 'Promotion', and a menu icon. Below this is a table with columns: 'TLS', 'Subs group', 'Delay(ms)', 'Speed(M/s)', and 'Upload tra'. The first row is highlighted in blue and contains the text 'reality flipik'. Below the table, there are two toggle switches: 'AutoRefresh' and 'Auto ScrollToEnd', both of which are turned on. A log window is open, displaying the following text:  
windows-64\v2rayN.exe | Microsoft Windows NT 10.0.22631.0  
Start service (2025/02/06 23:48:27)...  
Xray 25.1.1 (Xray, Penetrates Everything.) e80ca67 (go1.23.4 windows/amd64)  
A unified platform for anti-censorship.  
2025/02/06 23:48:28 [Info] infra/conf/serial: Reading config: &{Name:config.json Format:json}  
[VLESS] flipik.me | 1 device | FREE(72\*\*\*156:443)  
2025/02/06 23:48:29 [Warning] core: Xray 25.1.1 start  
2025/02/06 23:48:29 [Warning] [2651958759] app/prox  
"\\x00"  
2025/02/06 23:48:29 from tcp:127.0.0.1:50231 accept  
2025/02/06 23:48:31 [Warning] [2501049255] app/prox  
"\\x00"  
2025/02/06 23:48:31 from tcp:127.0.0.1:50234 accept  
2025/02/06 23:48:32 The delay : 171 ms, (RO) 72.5.42

At the bottom of the log window, there are several controls: 'Local:[mixed:10808]', 'LAN:none', 'Enable Tun' (toggle), 'System proxy' (dropdown menu), and 'Routing' (dropdown menu). The 'System proxy' dropdown is open, showing four options: 'Clear system proxy', 'Set system proxy', 'Do not change system proxy', and 'PAC mode'. A red arrow points from the 'Set system proxy' option to a red callout box labeled '28'. Another red arrow points from the 'Clear system proxy' option to a red callout box labeled '27'. The 'System proxy' dropdown is currently set to 'Clear system proxy'.

**28 Нажмите на Set system proxy**

**27 Нажмите на Clear system proxy**



## Выключение

1. Нажмите на **Set system proxy**
2. Выбери **Clear system proxy**
3. Значок программы в трее станет **синего** цвета

Check Update Help Promotion

| TLS     | Subs group | Delay(ms) | Speed(M/s) | Upload tra |
|---------|------------|-----------|------------|------------|
| reality | flipik     |           |            |            |

Filter, support regular

AutoRefresh Auto ScrollToEnd

```
Start service (2025/02/06 23:48:27)...
Xray 25.1.1 (Xray, Penetrates Everything.) e80ca67 (go1.23.4 windows/amd64)
A unified platform for anti-censorship.
2025/02/06 23:48:28 [Info] infra/conf/serial: Reading config: &{Name:config.json Format:json}
[VLESS] flipik.me | 1 device | FREE(72***156:443)
2025/02/06 23:48:29 [Warning] core: Xray 25.1.1 started
2025/02/06 23:48:29 [Warning] [2651958759] app/proxy/
"\x00"
2025/02/06 23:48:29 from tcp:127.0.0.1:50231 accepte
2025/02/06 23:48:31 [Warning] [2501049255] app/proxy/
"\x00"
2025/02/06 23:48:31 from tcp:127.0.0.1:50234 accepte
2025/02/06 23:48:32 The delay : 171 ms, (RO) 72.5.42
2025/02/06 23:48:53 System proxy setting is changed
```

Local:[mixed:10808] Enable Tun LAN:none

System proxy Set system proxy

30 Нажмите на Clear system proxy

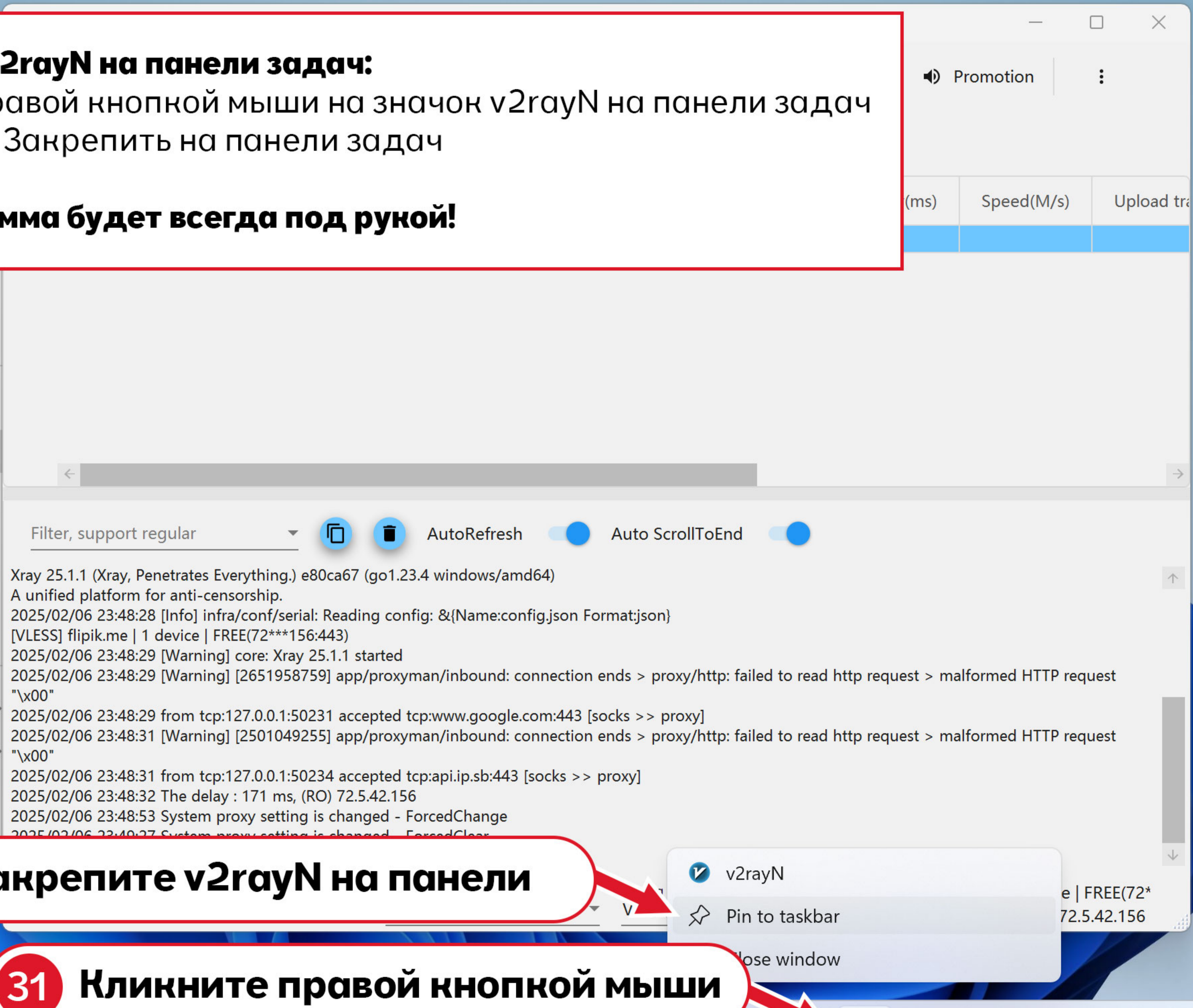
29 Нажмите на Set system proxy



## Закрепление v2rayN на панели задач:

1. Кликните правой кнопкой мыши на значок v2rayN на панели задач
2. Нажмите на Закрепить на панели задач

**Теперь программа будет всегда под рукой!**



**32** Закрепите v2rayN на панели

**31** Кликните правой кнопкой мыши



**Что делать, если  
перестало работать?**

**Нужно повторить пункты из  
15 и 16 слайда.**